



# CAMBRIDGE ENGLISH LANGUAGE ASSESSMENT 2016 / 2017



## ANNUAL REVIEW & EXAM STATISTICS

Turkey statistic is created from approximately 450 schools and 37.000 candidates that British Side has offered exams for.

**KET PET FCE**

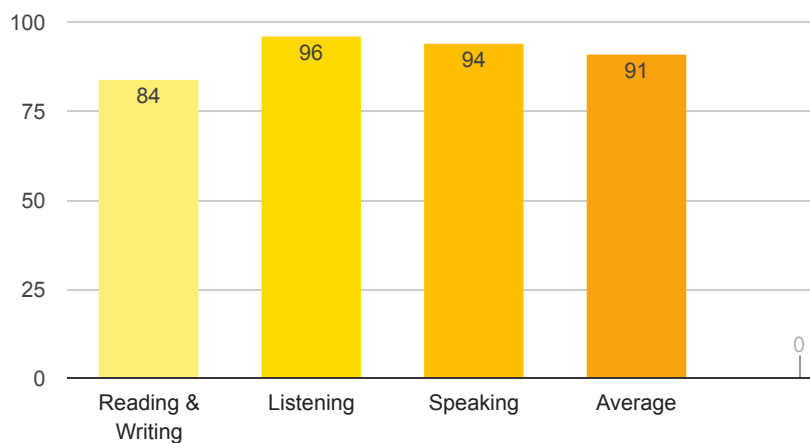
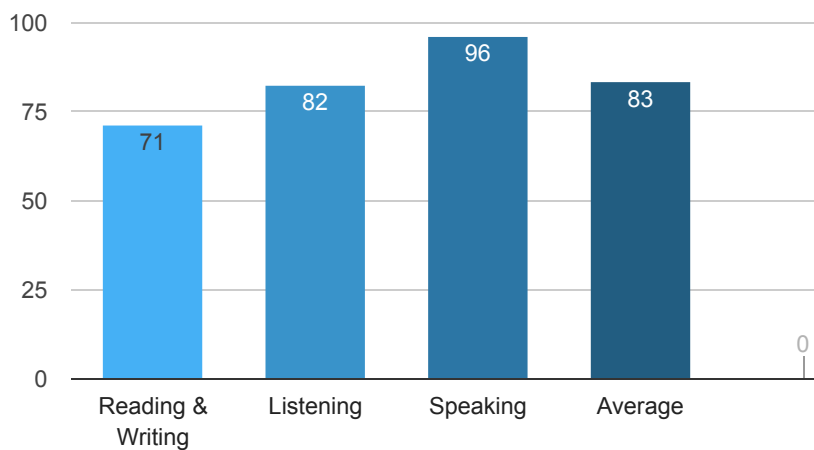


**MARMARA KOLEJI ILKOGRETİM**
**Exam Date** 03.06.2017

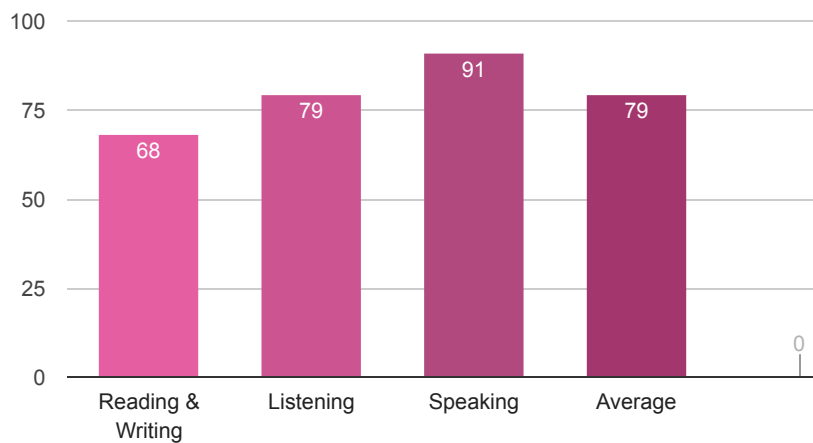
**City** Istanbul

**Region** Marmara

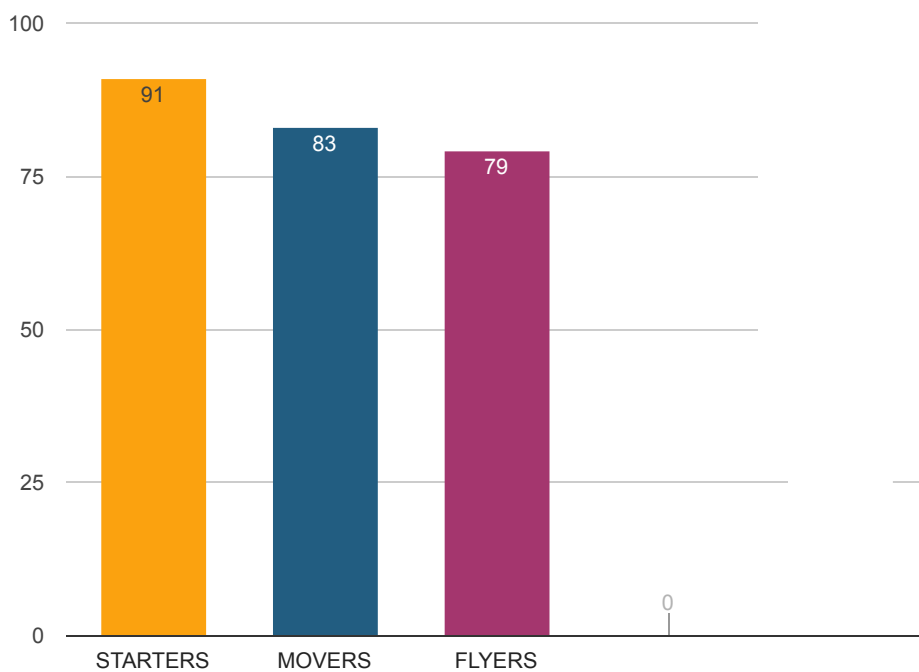
Exam	Candidate(s)	R & W	Listening	Speaking	Average
STARTERS	52	4,19	4,82	4,69	4,57
MOVERS	56	3,53	4,10	4,80	4,14
FLYERS	63	3,41	3,93	4,57	3,97
171 YLE Candidate(s)					

**STARTERS - SUCCESS RATE**

**MOVERS - SUCCESS RATE**


### FLYERS - SUCCESS RATE



### YOUNG LEARNERS - SUCCESS RATE



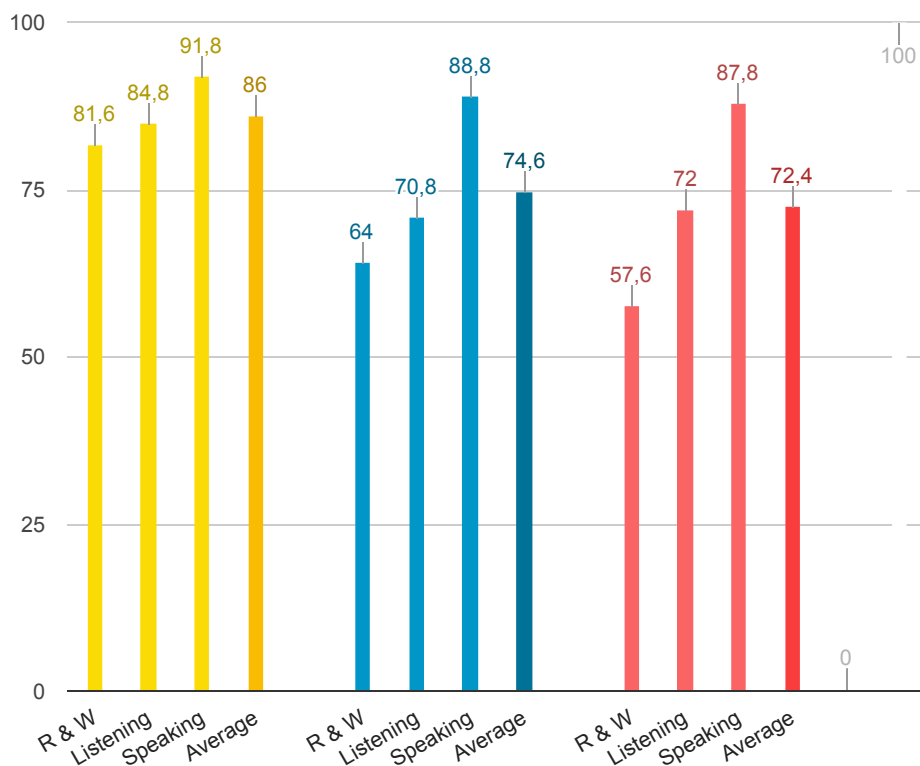
## YLE RESULTS IN ISTANBUL (out of 5)

Exam	R & W	Listening	Speaking	Average
STARTERS	4,08	4,24	4,59	4,3
MOVERS	3,2	3,54	4,44	3,73
FLYERS	2,88	3,6	4,39	3,62

City statistic is created from the results of **182** school(s) and **8.636** candidates located in Istanbul.

## YLE SUCCESS RATE OF ISTANBUL

SUCCESS RATE OF YOUNG LEARNERS IN ISTANBUL



STARTERS

MOVERS

FLYERS

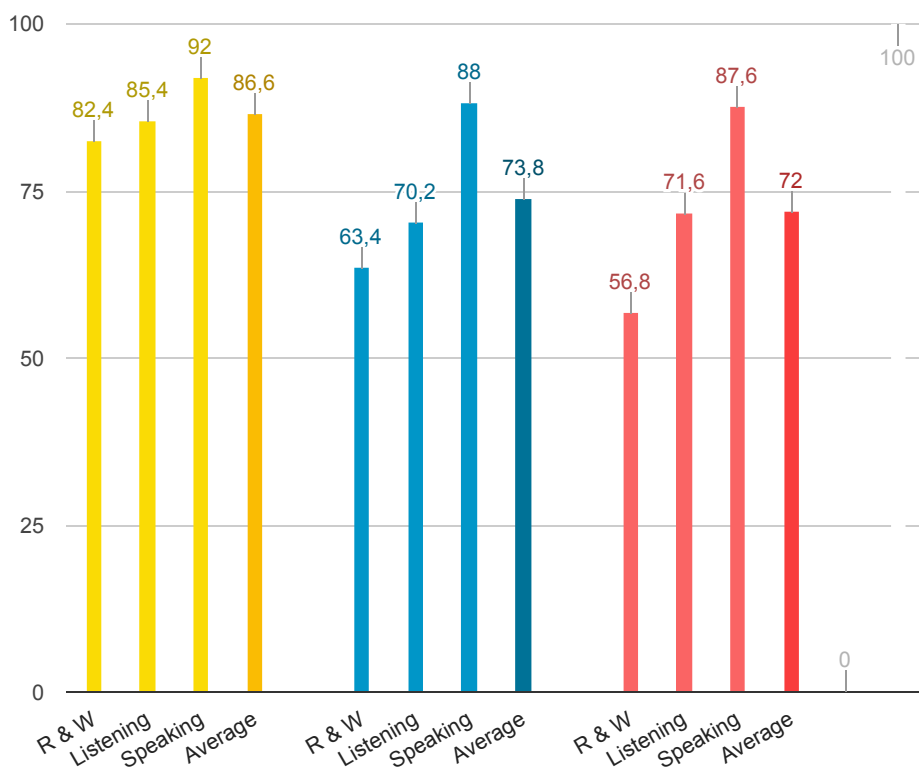
### YLE RESULTS REGION OF MARMARA (out of 5)

Exam	R & W	Listening	Speaking	Average
STARTERS	4,12	4,27	4,6	4,33
MOVERS	3,17	3,51	4,4	3,69
FLYERS	2,84	3,58	4,38	3,6

Region statistic is created from the results of **241** school(s) and **10.741** candidates located in Marmara.

### YLE SUCCESS RATE OF MARMARA

SUCCESS RATE OF YOUNG LEARNERS IN MARMARA REGION



STARTERS

MOVERS

FLYERS

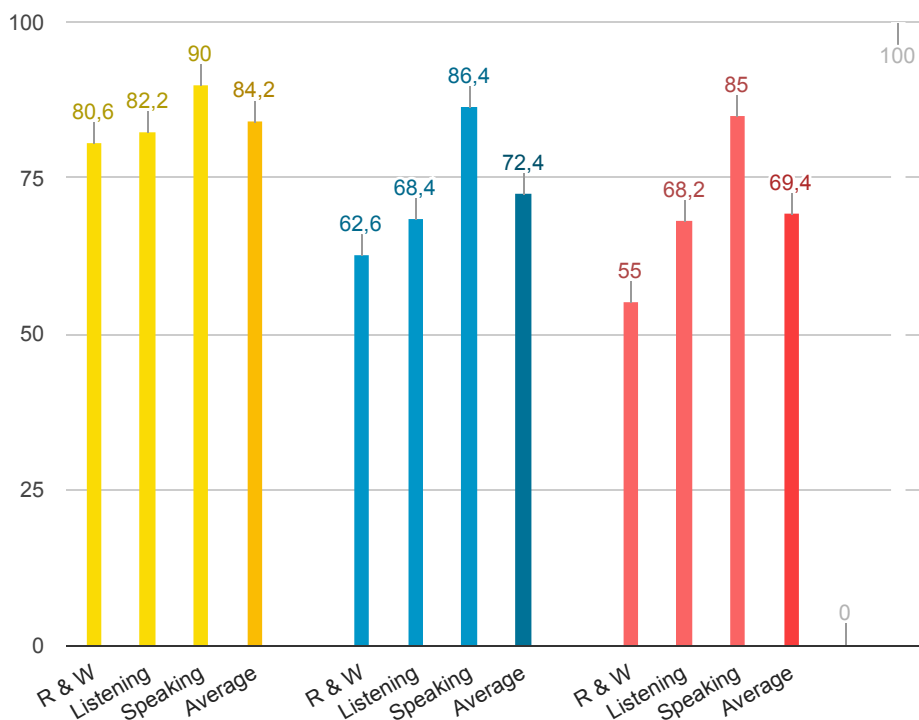
### YLE RESULTS IN TURKEY (out of 5)

Exam	R & W	Listening	Speaking	Average
<b>STARTERS</b>	<b>4,03</b>	<b>4,11</b>	<b>4,5</b>	<b>4,21</b>
<b>MOVERS</b>	<b>3,13</b>	<b>3,42</b>	<b>4,32</b>	<b>3,62</b>
<b>FLYERS</b>	<b>2,75</b>	<b>3,41</b>	<b>4,25</b>	<b>3,47</b>

Turkey statistic is created from approximately **450 schools** and **40.000 candidates** that British Side has offered exams for.

### YLE SUCCESS RATE OF TURKEY

SUCCESS RATE OF YOUNG LEARNERS IN TURKEY



STARTERS

MOVERS

FLYERS

### Young Learners - Summary of School, City, Region and Turkey Statistics

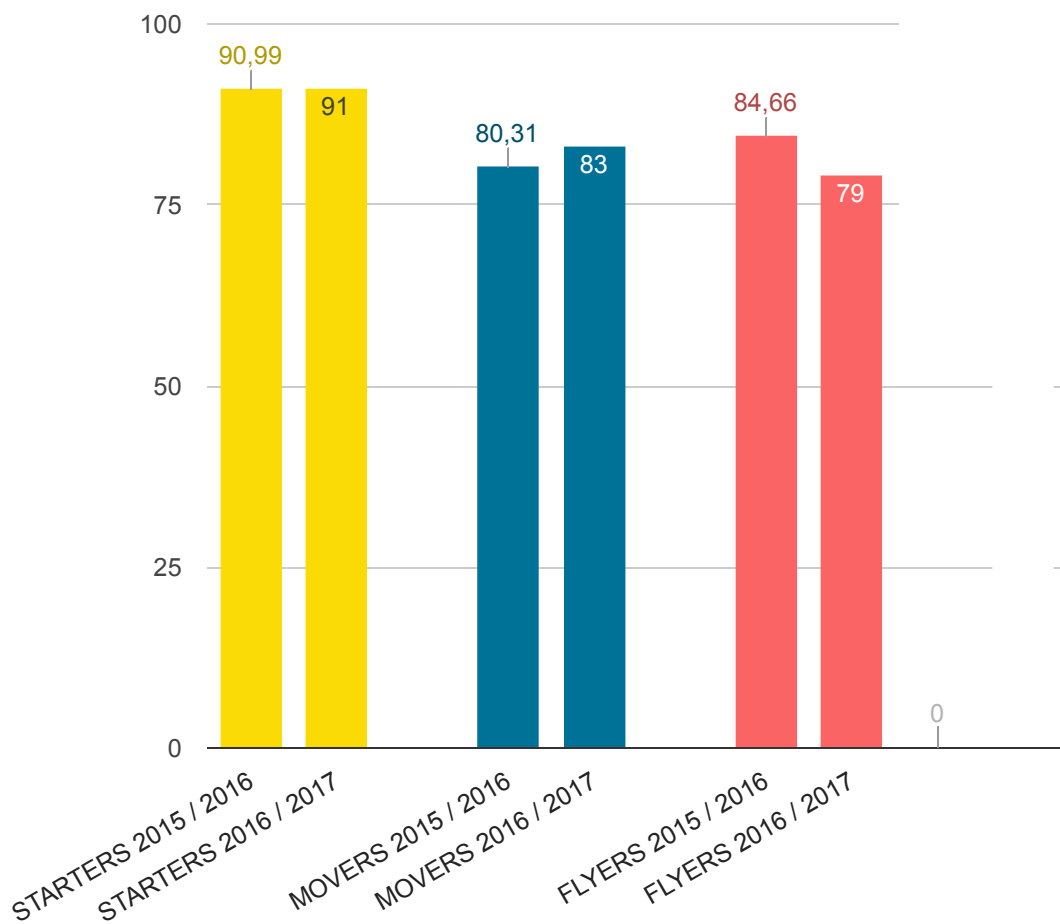
	STARTERS	MOVERS	FLYERS
<b>MARMARA KOLEJI ILKOGRETİM</b>	%91	%83	%79
<b>ISTANBUL</b>	%86	%74.6	%72.4
<b>MARMARA</b>	%86.6	%73.8	%72
<b>TURKEY</b>	%84.2	%72.4	%69.4

**MARMARA KOLEJI ILKOGRETİM - NUMBER OF YLE CANDIDATES**

Exam	Starters	Movers	Flyers	Total YLE
2015 / 2016	57	86	40	183
2016 / 2017	52	56	63	171

**MARMARA KOLEJI ILKOGRETİM COMPARATIVE YLE STATISTICS of 2015 / 2016 and 2016 / 2017**

**COMPARATIVE STATISTICS**



**MARMARA KOLEJI ILKOGRETİM**
**Exam Date** 03.06.2017

**City** Istanbul

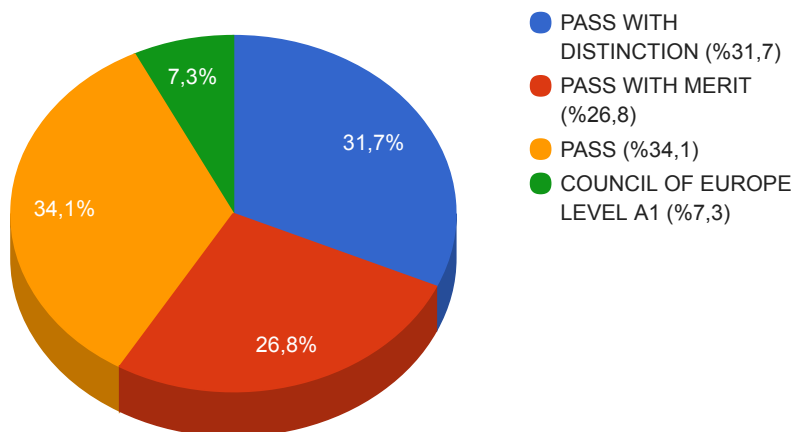
**Region** Marmara

**KET, PET and FCE School Statistics**

Exam	Candidate(s)	Pass+ Cands.	Pass Rate	Score Average
KET - Key	41	38	%92,7	133,5 / 150
PET - Preliminary	29	19	%65,5	140,8 / 170
FCE - First				
70 Candidate(s)				

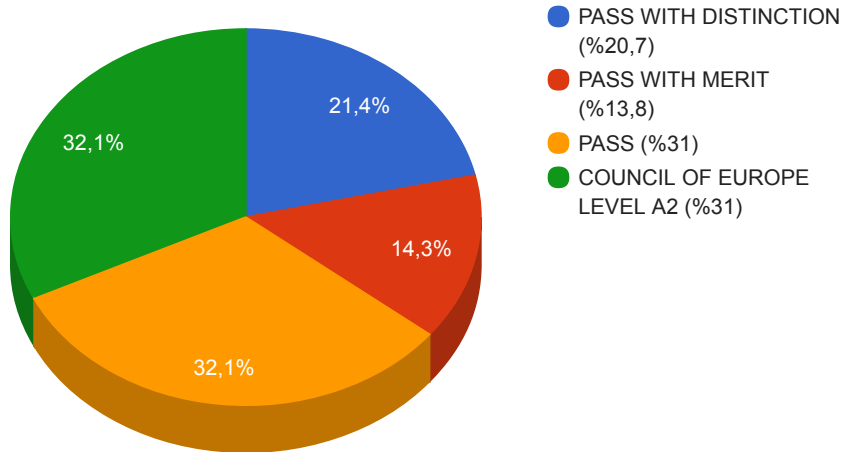
**City, Region and Turkey Statistics**

Exam	Istanbul		Marmara		Turkey	
	Score Av.	Pass Rate	Score Av.	Pass Rate	Score Av.	Pass Rate
KET - Key	120 / 150	%60	121 / 150	%61	117 / 150	%56
PET - Preliminary	141 / 170	%59	138 / 170	%57	134 / 170	%52

**MARMARA KOLEJI ILKOGRETİM - (KET) OVERALL SCORE DISTRIBUTION**




**MARMARA KOLEJI ILKOGRETİM - (PET) OVERALL SCORE DISTRIBUTION**

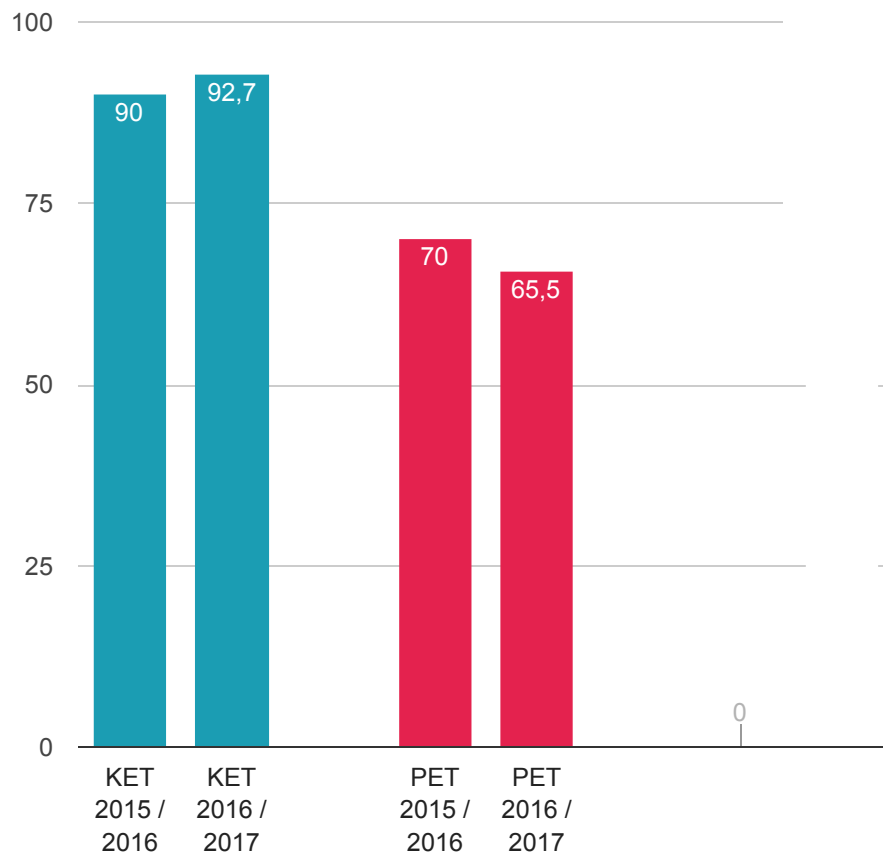


**MARMARA KOLEJI ILKOGRETİM - NUMBER OF KET, PET and FCE CANDIDATES**

Exam	KET	PET	FCE	Total
2015 / 2016	31	33	0	64
2016 / 2017	41	29	0	70

**MARMARA KOLEJI ILKOGRETİM COMPARATIVE KET, PET and FCE STATISTICS of 2015 / 2016 and 2016 / 2017**

**KET, PET and FCE COMPARATIVE STATISTICS**



## 1 YLE Results

There is no pass or fail. **All children receive an award** which shows how many shields they have received. The maximum score is five shields for each part of the test.

A *Cambridge English: Starters* award is a great way to:

- celebrate children's achievement
- build their confidence
- reward their own individual ability.

A result of one shield means a child can improve a lot in that skill. Five shields mean that a child did very well in that skill and answered most questions correctly.



***Few correct answers***



***Many correct answers***

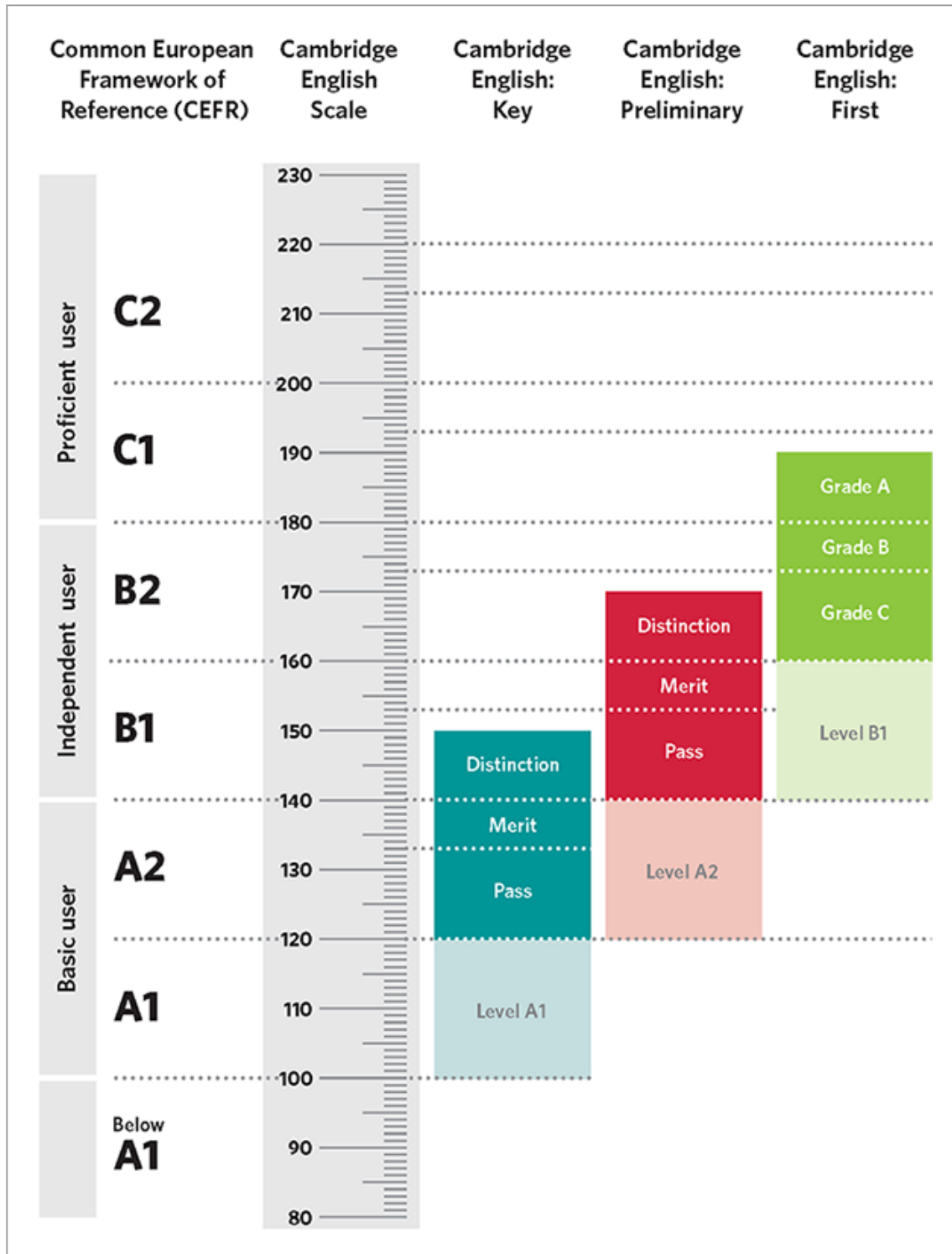


***Most answers correct***




## 1 What is the CEFR?

The Common European Framework of Reference for Languages (CEFR) is an international system that describes learners' abilities in a foreign language using six levels, from A1 (the lowest) to C2 (the highest). All Cambridge English exams are developed in accordance with the principles and approach of the CEFR. This makes it easy for employers, schools, universities and other institutions to find out whether your English is at the right level for them by looking at your certificate or Statement of Results. You can find out more about the CEFR below:



## Cambridge English Scale results reporting

	<b>YOUNG LEARNERS (Starters, Movers, Flyers)</b>  Need to improve  Many answers correct  Most answers correct
---	---

### KET

Score	Result	CEFR Level	Evaluation
140 - 150	Pass with Distinction	B1	Candidate gets a certificate and a statement of result.
133 - 139	Pass with Merit	A2	Candidate gets a certificate and a statement of result.
120 - 132	Pass	A2	Candidate gets a certificate and a statement of result.
100 - 119	Level A1	A1	Candidate gets A1 level certificate and a statement of result.
82 - 100	Fail	-	Candidate gets a statement of result but not a certificate.
Below 82	Fail	-	Candidate does not get a statement of result or a certificate.

### PET

Score	Result	CEFR Level	Evaluation
160 - 170	Pass with Distinction	B2	Candidate gets a certificate and a statement of result.
153 - 159	Pass with Merit	B1	Candidate gets a certificate and a statement of result.
140 - 152	Pass	B1	Candidate gets a certificate and a statement of result.
120 - 139	Level A2	A2	Candidate gets A2 level certificate and a statement of result.
102 - 120	Fail	-	Candidate gets a statement of result but not a certificate.
Below 102	Fail	-	Candidate does not get a statement of result or a certificate.

### FCE

Score	Result	CEFR Level	Evaluation
180 - 190	Pass with Distinction	C1	Candidate gets a certificate and a statement of result.
173 - 179	Pass with Merit	B2	Candidate gets a certificate and a statement of result.
160 - 172	Pass	B2	Candidate gets a certificate and a statement of result.
140 - 159	Level B1	B1	Candidate gets B1 level certificate and a statement of result.
122 - 139	Fail	-	Candidate gets a statement of result but not a certificate.
Below 122	Fail	-	Candidate does not get a statement of result or a certificate.

## Notes

In the chart that includes the results of Cambridge English: Key, Preliminary and First exams:

**Score Average:** It indicates the average of the total scores of all our candidates to the number of the total candidates.

**Pass Percentage:** It indicates the statistics of the candidates attended to the related exam who can get a pass or a higher score.

The pie charts appeared under the chart of the statistics indicates the percentage of distribution of the scores.

These inputs are not the pass rate or the average score of the exam.

### **Sheets 11**

Statistics created by Seval Karakuş

14.09.2017 11:27:52

**Statistics service provided by British Side Exams Department © 2016 / 2017**